



National Marine Manufacturers Association

nmma.org

ECONOMIC SIGNIFICANCE OF RECREATIONAL BOATING IN ARIZONA

CONGRESSIONAL DISTRICT 1

Number of Recreational Boats*	17,107
Recreational Boating Industry Businesses	53
Total Jobs	1,364
Annual Recreational Boating-Related Spending	\$72.5 MILLION

TOTAL ANNUAL ECONOMIC IMPACT OF RECREATIONAL BOATING:



\$171.8 MILLION



RECREATIONAL BOATS IN AZ-1

TOTAL BOATS* **17,107**

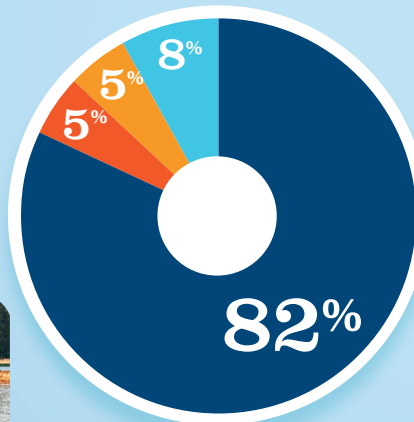
REGISTERED BOATS	17,107
Power boats	13,862
PWCs	2,196
Sailboats	230
Other Boats	819
HOUSEHOLDS PER BOAT	13.9



* Total boats are registered boats as reported by states to the USCG.

RECREATIONAL BOATING CREATES JOBS IN AZ-1

TOTAL BOATING JOBS	755
Boat Building	62
Motor / Engine Mfgr.	-
Accessory / Supplies Mfgr.	36
Dealers / Wholesalers	41
Boat Services	616

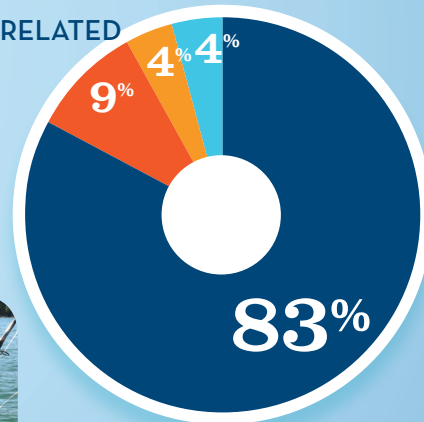


BOAT BUILDING 8%
MOTOR/ENG. MFGR. † 5%
ACC./SUPPLIES MFGR. 5%
DLRS/WHOLESALEERS 5%
BOAT SERVICES 82%
† 0%



RECREATIONAL BOATING-RELATED BUSINESSES IN AZ-1

TOTAL BUSINESSES	53
Boat Building	2
Motor / Engine Mfgr.	-
Accessory / Supplies Mfgr.	2
Dealers / Wholesalers	5
Boat Services	44

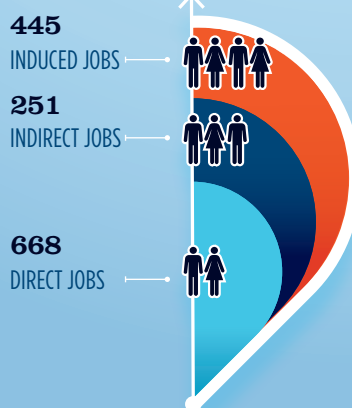


BOAT BUILDING 9%
MOTOR/ENG. MFGR. † 4%
ACC./SUPPLIES MFGR. 4%
DLRS/WHOLESALEERS 4%
BOAT SERVICES 83%
† 0%



ESTIMATED JOBS IMPACT OF RECREATIONAL BOATING-RELATED SPENDING IN AZ-1

EST. TOTAL JOBS	1,364
EST. TOTAL LABOR INCOME	\$56.6 MILLIONS
Est. Direct Income	\$23.1
Est. Indirect Income	\$14.0
Est. Induced Income	\$19.5



RECREATIONAL BOATING INDUSTRY SALES IN AZ-1

Boat Building	\$16.0	\$16.0 MILLION
Motor / Engine Mfgr.	\$0.0	\$0.0 MILLION
Accessory / Supplies Mfgr.	\$9.4	\$9.4 MILLION
TOTAL MFGR. SALES	\$25.4	
Dealers / Wholesalers	\$19.3	\$19.3 MILLION
Boat Services	\$132.1	\$132.1 MILLION
TOTAL RETAIL & SERVICES SALES	\$151.4	

BOAT BUILDING 16%
MOTOR/ENG. MFGR. 0%
ACC./SUPPLIES MFGR. 9%
DLRS/WHOLESALEERS 19%
BOAT SERVICES 132%
† 0%

Source: NMMMA's Center of Knowledge; Recreational Marine Research Center at Michigan State University